


FOIL ADHESIVE 3801



RECOMMENDED FABRICS

100% Cotton
Some Cotton/Polyester Blends




INK APPLICATION

Foil Adhesive 3801 should be used right out of the container without any modifications. Stir well prior to each use.



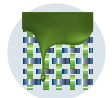
ADDITIVES

Not recommend



SCREEN MESH

74-110 t/in (30-43t/cm)
monofilament recommended.



EMULSION

Any direct or indirect solvent resistant emulsion. Use 50 to 80 micron capillary film for best results.



SQUEEGEE

60-75 Durometer
Sharp or beveled edge.



CURE TEMPERATURES

Direct Print: 325°F (163°C) entire ink film.
Transfer Printing (adhesive on foil): 240°F to 275°F (116°C to 135°C).



CLEAN-UP

Any eco-friendly plastisol screen wash



PRODUCT PACKAGING

Quart, 1 gallon, 5 gallon, 30 gallon or 50 gallon containers



STORAGE OF INK CONTAINERS

65° to 90°F (18°C to 32°C)
Avoid storage in direct sunlight Keep containers well sealed



SDS

Refer to SDS prior to use

FEATURES

Foil Adhesive 3801 is used to produce brilliant metallic foil designs on textiles.

Foil Adhesive 3801 can be printed directly onto the fabric and the foil applied to the dried adhesive. The adhesive can also be printed directly on the foil as a conventional transfer would be printed (mirror image).

Designs made with Foil Adhesive 3801 may be applied to light or dark fabrics.

SPOT FLASHING

Foil Adhesive 3801 will spot dry, with a very low after flash tack. Dwell time is dependent on the spot dryer used. In some cases, you may have to lower the heat of the spot cure unit because too much heat may actually make the ink tacky. When you spot dry, you are only partially fusing or gelling the surface of the ink. The ink should be just dry to the touch, with no lift off, but not totally fused. Totally fusing the underprint may cause inter-coat adhesion problems with the inks printed on top. Final fusing or curing should occur in the dryer.

FOIL APPLICATION

Foil is applied colored side up and aluminum looking (dull) side down. Rub foil with eraser immediately after application to help remove any wrinkles. Allow transfer to cool completely (20 to 30 seconds) after application before removal of foil sheet. Pull foil sheet off slowly

Application Temperature:

300°F to 325°F (149°C to 163°C). Try lower temperature first for best results.

Application Time:

10-15 Seconds.

Application Pressure:

T-Shirts = Medium (40lbs.)

Sweatshirts = Medium to Heavy (40lbs. to 60lbs)

The brightest foil effect will result when the foil is first removed. To achieve a textured matte finish foil, re-seal the garment in the transfer press for 3-4 seconds after the foil carrier film has been removed.

IMPORTANT INFORMATION

For best durability of the foil after it is applied, it is recommended that the garment be hand washed or machine washed (delicate cycle) inside out, and then line or air dried. Do not use bleach. Do not iron printed area.

Note On Screen Mesh Selection

Recommend: 86 to 110 t/in or 34-43 t/cm mesh for T-Shirts

Recommend: 74 to 86 t/in or 30-34 t/cm mesh for sweatshirts

Test dryer temperatures and wash test printed product before and during a production run.

LEGAL DISCLAIMER

Recommendations and statements made are based on International Coatings' research and experience. Since International Coatings does not have any control over the conditions of use or storage of the product sold, International Coatings cannot guarantee the results obtained through use of its products. All products are sold and samples given without any representation of warranty, expressed or implied, of fitness for any particular purpose or otherwise, and upon condition that the buyer shall determine the suitability of the product for its own purpose. This applies also where rights of third parties are involved. It does not release the user from the obligation to test the suitability of the product for the intended purpose and application.

REV. 2400001